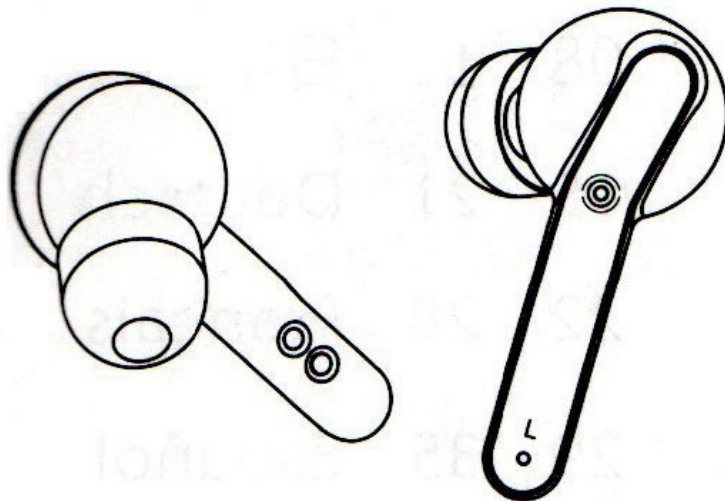


MiFa



X3

Wireless
Sport Earbuds

Table of Contents

01 - 07 English

08 - 14 日本語

15 - 21 Deutsch

22 - 28 Français

29 - 35 Español

36 - 42 Italiano

43 - 49 简体中文

01 Warnings

English

- ◆To ensure proper use and trouble-free operation, please carefully read this user manual first.
- ◆Please use and store the product at room temperature.
- ◆Do not throw and drop the product to avoid damages.
- ◆Do not disassemble the product, or make any modifications to the structure or any parts of it.
- ◆Please charge with a rated voltage charger.
- ◆Keep the product out of children's reach.

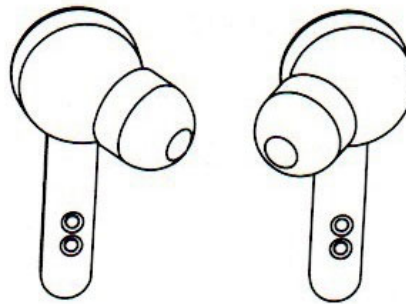
Independent "double"
earbuds design, even single
earbud is available.

02 What is in the box English

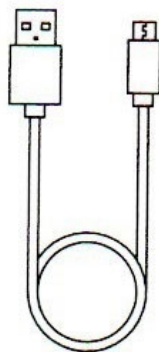
Charging
box



Earbud



Earphone
cover



USB charging cable

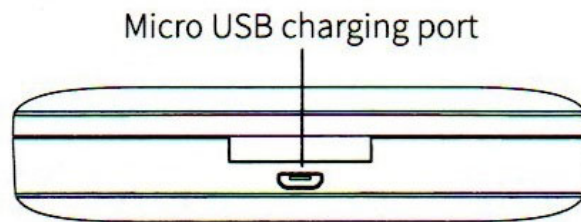


User manual

03 Charging

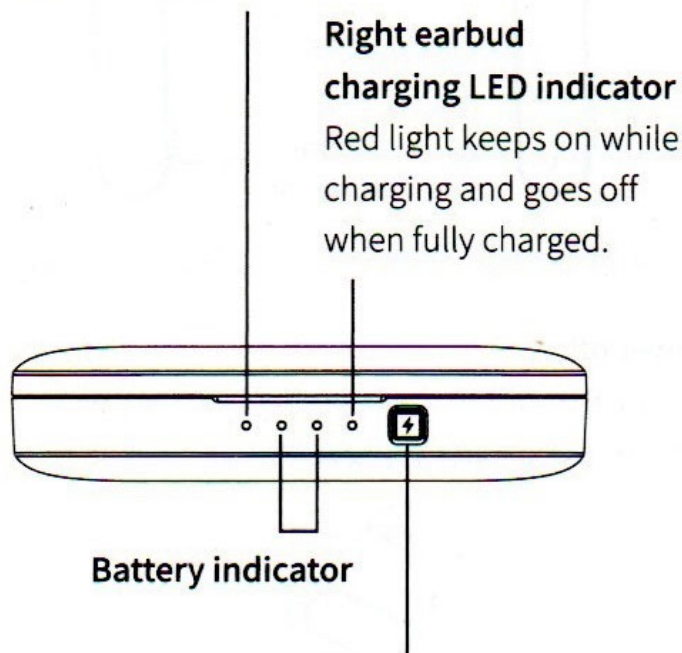
English

Before the first use, please take the earbuds out from the charging box and take off the protection film on each earbud. Then put them back in the box and charge it with a USB cable.



Left earbud charging LED indicator

Red light keeps on while charging and goes off when fully charged.



Battery check: Short press to check the battery of the charging box

Battery indicator of charging box

0%-25%: Flashing once between 2 seconds

26%-50%: Flashing twice between 2 seconds

51%-75%: Flashing 3 times between 2 seconds

76%-100%: Flashing 4 times between 2 seconds

The LED indicator will keep on while fully charged.

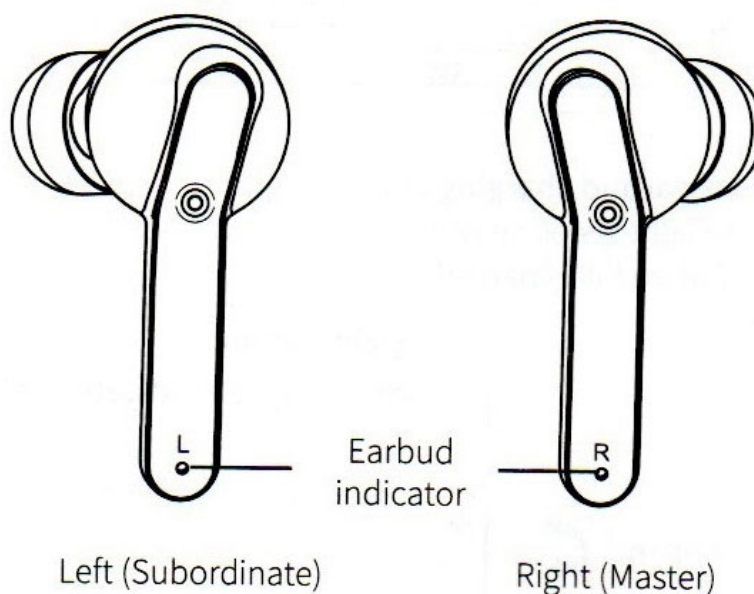
04 Power on/off

English

Power on and TWS Pairing:

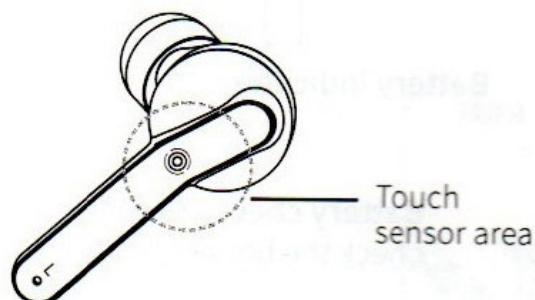
Take out the earbuds from the charging box, they will power on and pair with each other automatically. The blue light of the right earbud will flash indicating it's waiting for pairing with a smart device.

Note: Before the first use, please take off the protection film on each earbud and put them back in the box. Close the box and then open it again



Power off:

Put the earbuds in the charging box, they will auto-power off and charge.



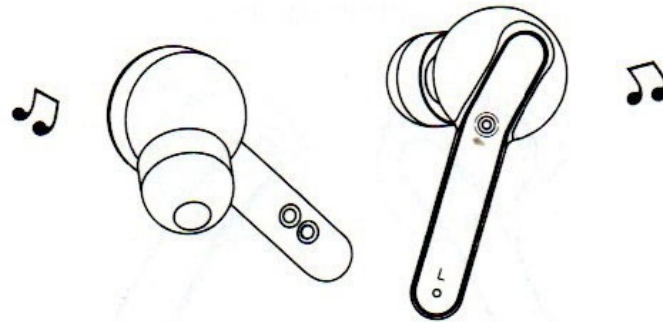
Manual power on: Press and hold the touch sensor area until power on, there will be a voice prompting and blue light will keep on for 1 second.

Manual power off: Press and hold the touch sensor area until power off, there will be a voice prompting and red light keeps on for 1 second.

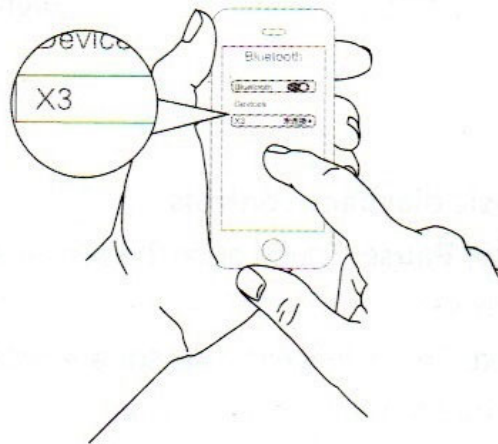
05 Connect with Smart device English

Connect with Smart device

After the earbuds connected with each other, activate the Bluetooth of your device and find X3 on the list and then click it to connect with. The earbuds will beep once the pairing is successful and blue light will turn off. If a pin code is required, please input "0000".



Tips: The earbuds can be used separately. Each one is designed as a independent Bluetooth earbud.

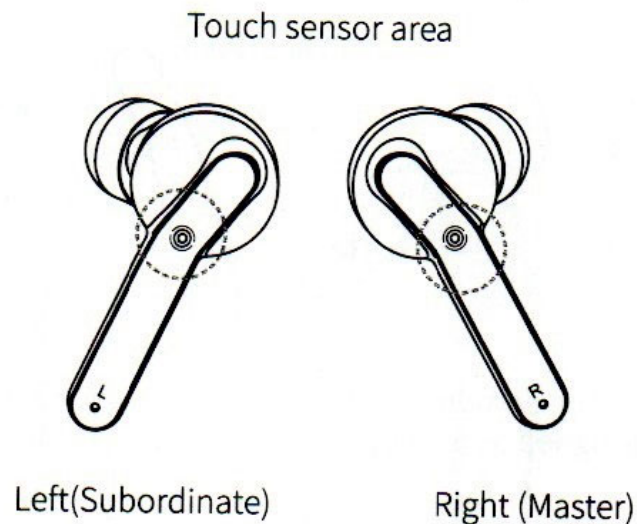


Tips:

1. It will auto-connect the last paired device when it powers on.
2. If you want to connect with other devices, please turn off the Bluetooth of your last paired device and then the earbud is available for pairing with a new device.
3. Put the earbud in the charging box and it will charge automatically.
4. The earbud will auto-power off in 10 minutes if Bluetooth is not connecting.
5. Please make sure the earbuds are in pairing mode (the indicator of the master earbud flickers) if the earbuds cannot pair with your device

06 Smart Touch Control English

You can operate as below after earbuds connected with your smart phone.



Music playback controls

Play/ Pause: Touch once the sensor area of one earbud.

Next: Touch twice the sensor area of the right earbud to play the next track.

Previous: Touch twice the sensor area of the left earbud to play the previous track.

Hands-free calls

Touch once the sensor area of one earbud to answer the coming call, touch again to hang up.

Reject calls

Touch and hold the sensor area of one earbud for 2 seconds to reject a call.

Note: The earbuds support two-way stereo calls.

07 Product Parameters English

Earbud

Battery: 40mAh each

Bluetooth version: Bluetooth 5.0

Working Voltage: 3.7V

Loudspeaker: 1pc Φ 8MM 16 Ω 5 mW

Sensitivity: -40 \pm 2dB

Frequency: 120Hz ~ 20KHz

Bluetooth protocol: HSP/ HFP/ A2D / AVRCP

Bluetooth format: sbc, aac, mp3

Weight: 5 g (single one)

Size: 43 x 23.5 x 24.5 mm

Charging Box

Charging box battery capacity: 450mAh

Charging: Charge with a DC5V-1A USB adaptor

Weight: 50 g (exclude earbuds)

Size: 98 x 48 x 23 mm



JUST ENJOY

MiFa

MIFA INNOVATIONS LLC

Hotline : 4007-881-899

www.mifa.net Designed in US

Made in China

Copyright © MIFA. All rights reserved.

MIFA, the MIFA logo and other MIFA marks are all owned and registered by MIFA INNOVATIONS LLC. All other trademarks are the property of their respective owners. The information contained here is subject to change without prior notice.