

**MiFa**

JUST ENJOY

**M1**

Bluetooth speaker  
User manual

## What's in the box



Speaker 1 pc



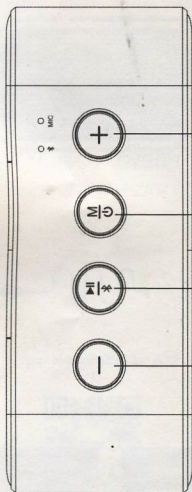
USB cable/data cable 1 pc



JUST ENJOY



## Keys Function



Short press to skip to the next song, long press to increase the volume

Hold for 2 seconds to power on/off  
Short press mode key, change between Bluetooth mode, SD card mode(SD card music mode requires a SD card inserting first) and USB sound card mode(connecting with computer with the cable)in turn.

Short press to play/pause music play

### Hands-free call

Short press to answer or hang up the call, long press to reject the call

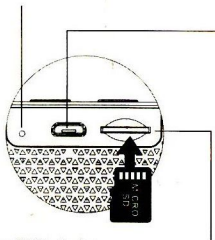
### Bluetooth disconnected or reconnect:

In the Bluetooth connection mode, long press to disconnect , short press again to reconnect the previous device

Short press to skip to the previous song, long press to decrease the volume

**Reset button:**

Press to reset the device


**Micro SD Music play**

Press the power button and insert the micro SD card, the speaker will say "SD card enabled", and then the speaker will play the music in the SD card.

**Charge**

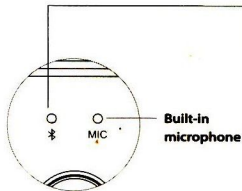
Charging with a DC5V~500mA USB adaptor

**USB sound card**

Play music stored in the computer through the speaker with the supplied cable by shorting press  key until you hear "Auxiliary enabled".

**Data transfer**

When the speaker power off, insert micro SD card, connect the speaker to computer, short press  key, voice prompt "Card Reader enabled" and then can copy or delete files from the micro SD card.

**LED indicator**

Power on: Blue light flashing fast, ready for Bluetooth pairing, paired continuous blue

Pause: Blue light slow flashing

Playing mode: Blue LED light flickering

Max. volume: Blue LED light flashing fast

Charging: Continuous red, die out while fully charged, while out of power, the red light flashing fast


## Bluetooth Connection



Power on the speaker after "Ding-dong" sound and "Bluetooth enabled", blue light flickering, allow pairing a Bluetooth device.

Turn on the Bluetooth device, set it to discover the "Mifa\_M1", once connected successfully, you will hear a sound and the LED light remains steadily on.

The speaker will auto-connect the last paired device when it powers on.

If requires to connect other devices, press and hold  key to disconnect first and then the speaker is discoverable and ready to pair a new device.

## Features

- Bluetooth wireless music playing, hands-free function
- One button Bluetooth reconnection, Micro SD card music playing
- USB sound card and card reader function

## Technical parameters

Loudspeaker 1.5 inch + passive radiator

Output Power 4Ω 3W x 2 THD=10%

Frequency Response 60Hz~20KHz

Bluetooth Version Bluetooth 4.0

Storage Type Max. 32GB micro SD card

USB Specification

USB 2.0 compatible with USB 1.1

Power Supply

Built-in 950 mAh Polymer battery

DC5V-500mA USB adaptor

File Format

APE / FLAC / WAV / WMA / MP3

Product size: W105xD64xH40mm

Product weight: 225g

lithium battery included

## Warnings



- ◆ Please use and store this product at room temperature
- ◆ Do not expose this product to rain or wet conditions
- ◆ Do not throw and drop this product to avoid product damage
- ◆ Do not self-dismantling ,repair and transform the product
- ◆ Do not use chemical solvent cleaning the product
- ◆ Please don't arbitrarily discarded or placed the lithium battery in the fire in order to avoid the risk of explosion

**MiFa**

MIFA INNOVATIONS LLC  
Hotline: 4007-881-899  
www.mifa.net Designed in US  
Made in China

© MIFA all rights reserved .The product and the packaging trademarks or registered trademarks of MIFA INNOVATIONS LLC in the united states or other countries .All rights reserved . Other trademarks and trade names are registered mark of their respective owners . MIFA INNOVATIONS LLC for any errors that may occur in this manual does not undertake any responsibility. The information contained in this manual are subject to change no prior notice.